
Welcome to Warsash Sailing Club – Optimist Open Meeting 2025 – Powered by Coastal Private GP and Aesthetics

Arrival Guide

Welcome to Warsash Sailing Club! We are thrilled to have you join us for our [Optimist Open Meeting](#). It promises to be an action-packed and enjoyable day on the water, and to ensure your arrival, parking, unloading, and launching go as smoothly as possible, we've compiled the following information. We look forward to a fantastic day on the water!

Event Documents & Registration

Here are handy links to key event documents:

- [Notice of Race](#)
- [Sailing Instructions](#)
- Event Schedule

Registration:

Main Fleet & Racing Regatta: Saturday, 08:00 - 09:00 & Coached Regatta: Saturday, 11:00 – 11:30
Shore House – River Room (overlooking the Hamble River)

Fleet-Specific Notes

Coached Regatta Fleet

- We suggest using a masthead float, which are available to purchase from Xtremity Sports.

All Fleets


- [All boats must comply with IOCA Safety Guidance.](#)
- Ensure your boat carries the correct safety equipment and has a current buoyancy certificate.
- If parents who are on the water and have a VHF, please bring with you.
- Changing rooms located at Lobster Quay building.

Chandlery Support

We are lucky to have **Xtremity Sports** supporting the event as one of our official race day partners. Equipment and spares can be:


- Pre-ordered for free delivery to the event

 xtremity.net

 01489 573249

RIB Launch & Mooring

- Launch from the [public slipway](#) opposite the Rising Sun Pub (beside the Club).
- Once afloat, RIBs may moor at the **dedicated RIB/Launch area** on the Warsash Sailing Club jetty. Do not moor on the outside of the Shore House jetty (mid stream) this is reserved for committee boats.
Mooring is free – please ensure your RIB displays contact details when unattended.



Stay Connected – Join the Event WhatsApp Group

Get real-time updates, ask questions, and stay up to date throughout the event:

<https://chat.whatsapp.com/CBccUp9bSArBuWPdYnlsN>

Afternoon Music, BBQ & Bar

Each competitor receives a **BBQ ticket** as part of their entry.


The **Lower Bar** will be open from **12:00 till late on Saturday**.

- Please be respectful of regular club members.
 - The club operates **cashless**, so bring a card. BTC not yet accepted.
 - Live music by Mark Rogers from 13:00 till 15:00
 - No club catering while sailors are on the water (accept bar snacks). Nearby options include:
 - **Mermaids Coffee Shop**
 - **The Rising Sun Pub**
 - **High Tides Coffee Shop** (short walk into the village)
-

Parking, Unloading & Boat Preparation

For Main Fleet & Coached Regatta Fleet Sailors

1. Drive along Shore Road, passing Lobster Quay and Mermaids Coffee Shop on your right.
2. After The Rising Sun Pub, take a sharp left. The entrance to the event parking area (Strawberry Field) is approximately 100 metres on your right.
3. Please unload and rig your boat in Strawberry Field.
4. Once your boat is ready, make your way to your designated launching area via the main dinghy pound (**not the field car park entrance**).



Unloading, Parking & Boat Preparation

For Racing Regatta Fleet Sailors


Lobster Quay is located on Shore Road, just before Mermaids Coffee Shop.

1. Unload at the gates, keeping right to allow traffic past.
2. Place boats **in single file**, starting closest to the River gangway. Parents and sailors to wear buoyancy aids whilst on Lobster Jetty.
3. Move your vehicle and trailer to event parking (**Strawberry Field**) area (as detailed above). Racing Regatta boat prep to take place at Lobster Quay.



Launch & Recovery Locations

- **Main Fleet:** Public Slipway (Rising Sun Pub) bring your waders ☺



- **Racing Regatta:** Lobster Quay (No waders needed) ☺



- **Coached Regatta:** Beach in front of Clubhouse (left of concrete slipway) bring your waders ☺



Follow Us Online

Stay up to date and catch highlights from the event:

- [Facebook – Warsash Sailing Club](#)
 - [YouTube – Warsash Sailing Club Channel](#)
-

